

Pre-Shipment Inspection Report

Comprehensive On-Site
Assessment

FACTORY : SUN LIGHTINGS COMPANY



SUMMARY

Pre-Shipment Inspection Report as on 17 February 2026

SILQ

BRAND	ORDER QTY
SILQ	2000 units
INSPECTION LOCATION	EST. SHIPPING QTY
CHINA	2000 units (as per packing list)
TRADING AGENT / FACTORY	EX-FACTORY DATE
SUN LIGHTINGS COMPANY	02/23/2026
PO NUMBER	STYLE NO. & DESC.
SILQ056	GLOBETL12BLK
PRODUCTION MATERIAL / CONSTRUCTION	STYLE COLOR & CODE
Metal / Glass/ Wax	SLEEK MATTE
INSPECTION IMAGES LINK	TOTAL CARTONS
na	125

SILQ'S OBSERVATION		REMARKS
WORKMANSHIP (as per AQL Level)	OK	
PRODUCT CONFORMITY	OK	
MEASUREMENTS	OK	
ONSITE TESTS	OK	
PACKING	OK	

TOTAL INSPECTED QTY (AS PER AQL LEVEL)

125 Units

of 2000 Units

INSPECTION RESULT

PASS

ISSUE TYPE
NO. OF ISSUES FOUNDSTATUS &
AQL LEVELACCEPTED DEFECT
LIMITS BY AQL

MAJOR DEFECTS

04

ACCEPTED

defects within
AQL 2.5upto 7 defects
allowed

MINOR DEFECTS

07

ACCEPTED

defects within
AQL 4.0upto 10 defects
allowed

CRITICAL DEFECTS

Nil

ACCEPTED

defects within
AQL 0.1upto 0 defects
allowed

NOTES & COMMENTS

1. Approval sample received and returned to factory.
2. PO Sheet / Product Data Sheet recieved from Client.
3. Client to confirm release of goods.

The defects found by the Silq QC during inspection was shown to the factory - The Silq QC advised factory to Replace/ Reject these defects before dispatch of the goods

SILQ ID

SILQ 9587631

REVIEW DATE

02/18/2026

REPORT DATE

02/17/2026

SILQ INSPECTOR

Mr. Vincent

SECONDARY REVIEW BY


Mr. Sundar
Senior Manager - Global Inspections

FACTORY REPRESENTATIVE / DESIGNATION

Mr.Feng - Quality Manager

PRODUCT CONFORMITY (IN COMPARISON TO APPROVED SAMPLE)

DESCRIPTION	CONFORMITY	REMARKS
Model (verify lighting model and type - Interior/Exterior/Decorative)	CONFORM	
Product Quality / Weight (Check the product quality and weight)	CONFORM	
Product Colour (Check the product colour with the pantone)	CONFORM	
Product Dimensions (Check critical dimensions and mounting size)	CONFORM	
Product Construction Quality (Check product making quality)	CONFORM	
Finish & Coating (Inspect paint, anodizing, plating or decorative finish)	CONFORM	
LED / Lamp Type (Verify correct LED module or Lamp Installed)	CONFORM	
Lens / Diffuser Quality (Check clarity and condition of lens or diffuser)	CONFORM	
Wiring & Connections (Inspect internal wiring and terminals)	CONFORM	
Certification Compliance (As per Australian Standard) (Verify certification marks- CE, UL, etc)	CONFORM	
Mounting Accessories (Verify mounting brackets, screws and hardware)	CONFORM	
Power Rating (Verify wattage / power consumption marking)	CONFORM	
Rated Voltage & Frequency (Check rated voltage and frequency marking)	CONFORM	
Package (Check packaging protection amd labeling)	CONFORM	
User Manual / Safety Guide / Warranty card (Check the user manula details & Safety Guide)	CONFORM	



PRODUCT CONFORMITY IMAGES



PRODUCT VIEW



PRODUCT VIEW



PRODUCT VIEW



BOTTOM STICKER



CAUTION INSTRUCTION AT INSIDE



PRODUCT VIEW

PRODUCT CONFORMITY IMAGES



PRODUCT WITH WIRE



WARNING SIGN STICKER



WIRE



BULB




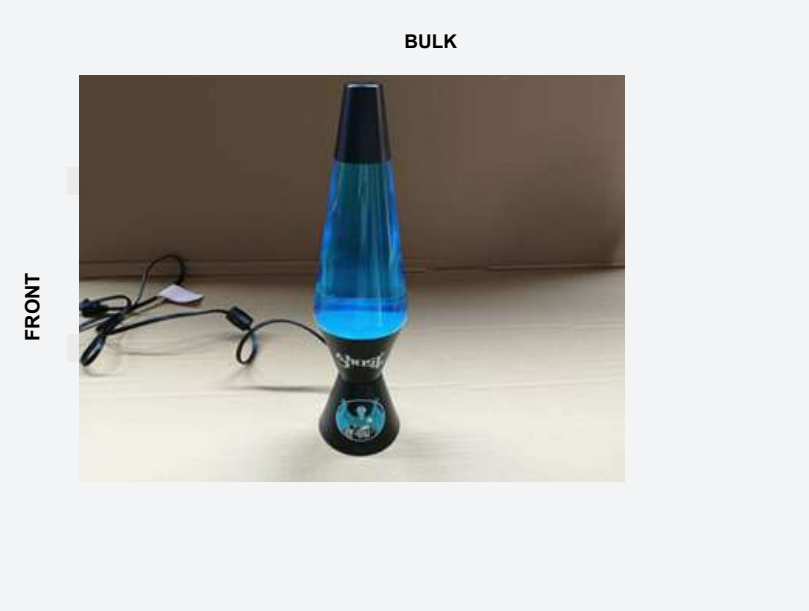
BOTTLE WITH WAX



BULB ASSEMBLY

ONSITE TEST

DESCRIPTION	CONFORMITY	REMARKS
Power ON Test (Switch on lighting unit)	CONFORM	
Input Voltage Test (Operate under rated voltage)	CONFORM	
Power Consumption (Measure actual power consumption)	CONFORM	
Product Color (Check the product colour with pantone)	CONFORM	
Dimmable (Verify dimming operation)	CONFORM	
Wire Length / Quality (Check the wire length and quality)	CONFORM	
Switch Functionality (Check the switch function)	CONFORM	
Illumination Output (Check brightness and uniformity)	CONFORM	
Flicker Test (Observe flicker during operation)	CONFORM	
Driver Operation (Verify stable driver performance)	CONFORM	
Noise Check (Check for abnormal sound)	CONFORM	
Control System Response (Check sensor / remote / smart control)	CONFORM	
Thermal Performance (Check temperature after operation)	CONFORM	
Visual Post-Test Inspection (Inspect product after testing)	CONFORM	



ONSITE TESTS IMAGES




POWER ON TEST



COLOUR MATCHING CHECK WITH PANTONE




COLOUR MATCHING CHECK WITH PANTONE



COLOUR MATCHING CHECK WITH PANTONE




COATING ADHSIVE TEST WITH 3MM TAPE



ARTWORK FASTNESS CHECK WITH 3MM TAPE

ONSITE TESTS IMAGES



ARTWORK FASTNESS CHECK WITH 3MM TAPE



PRODUCT SWITCH OFF VIEW



GLOWING CHECK



INPUT VOLTAGE TEST



HI-POT TEST



LEAK TEST

DEFECT IMAGES



MAJOR
Scratch Mark

NIL



MAJOR
Cap Inside Black Mark

NIL



MINOR
Cap Inside Black Mark

NIL

DIMENSION AUDIT

(Dimension Checked 2 pcs)

Part Dimensions	Cms	TOL. LIMIT +/-								
LAMP HEIGHT	36	ok	ok							
LAMP GLASS PART HEIGHT	24	ok	ok							
LAMP TOP DIAMETER	9	ok	ok							
LAMP BOTTOM DIAMETER	9									
LAMP BOX PACKAGING WIDTH	11	ok	ok							
LAMP BOX PACKAGING HEIGHT	42	ok	ok							

COMMENTS :

1. Dimensions Found within Tolerance

PACKING AUDIT

DESCRIPTION	DETAILS	REMARKS
Order Quantity	2000	
Packed Quantity	2000	
Quantity Remarks - Shortage / Excess	N/A	
Quantity Shortage/Excess Approval from Client	OK	
Total Cartons	125	
Carton Numbers	1 - 125	
Final Packing Approval from Client	YES	
Packing Status at the time of Inspection - Is it 100% packed?	YES	
If " Packing" status is NO, Cartons Packed / % Packed:	NA	
Carton Dimension (as per requirement)	OK	
Carton Marking - Length Side	OK	
Carton Marking - Width Side	OK	
Carton Quality	OK	
Polybag Quality	OK	
Polybag Size	N/A	
Carton Weight within specified acceptable limits	YES	
Total Cartons Inspected	25	
Carton Sizes Used	OK	60 X 40 30 CMS

PACKING IMAGES



PACKED CARTON BOX



INSIDE CARTON



INSIDE CARTON



PRODUCT PACKING



PRODUCT PACK INSTRUCTION



CARTON STORAGE